

Jesus heals a paralyzed man

Mark 2:1-12


Jesus performed miracles to prove who He was. A miracle is an act of God.

Being paralyzed means that the man couldn't walk and probably couldn't use his legs. He would have had to sit or lie down all the time.

Jesus had come home to Capernaum which is on the north shore of the Sea of Galilee.

So many people came to hear Jesus teaching, there was no room left in the house or outside!

Four men, carrying their friend who was paralyzed on a mat, came to see Jesus so that he could be healed.



It was so busy they couldn't get their friend through the door, so they went on the roof and made an opening. They then lowered their friend down to Jesus.

Jesus' first response to the paralyzed man was not to heal him, but to forgive his sins. When the Pharisees accused him of blasphemy for that, Jesus then performed the miracle of healing to show them that he had the authority both to forgive sins and to heal.

These men truly demonstrated faith. They went out of their way to get this man to Jesus because they just knew that Jesus was able to do something about his situation.



In biblical times roofs were flat. In fact, people often slept on the roof when the weather was hot. They used outside stairs to get on top of the roofs. This story is about a group of friends that had faith that Jesus could heal their paralyzed friend. Jesus helps and heals people because he loves them.

Paralyzed Man And His Mat - Craft



Materials:

- Print the Paralyzed Man template
- Crayons/coloured pencils/markers
- Scissors
- Felt or card
- Large craft sticks
- Glue sticks
- Large needle
- Brass brads Optional!!! (see print out sheet!)
- String

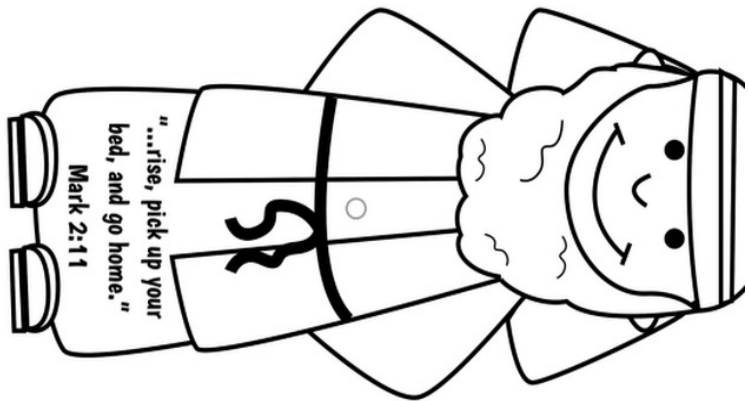
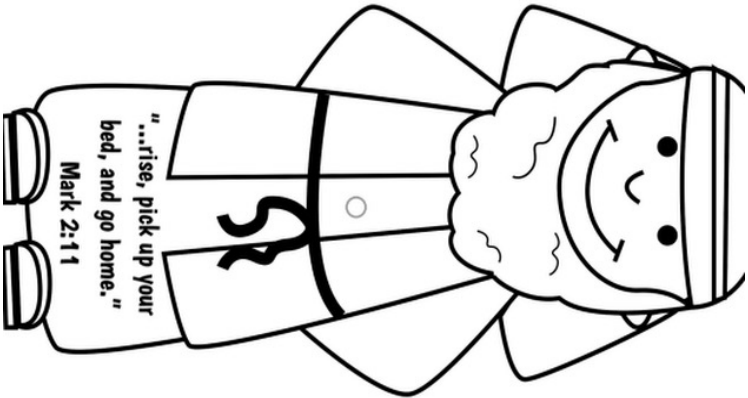
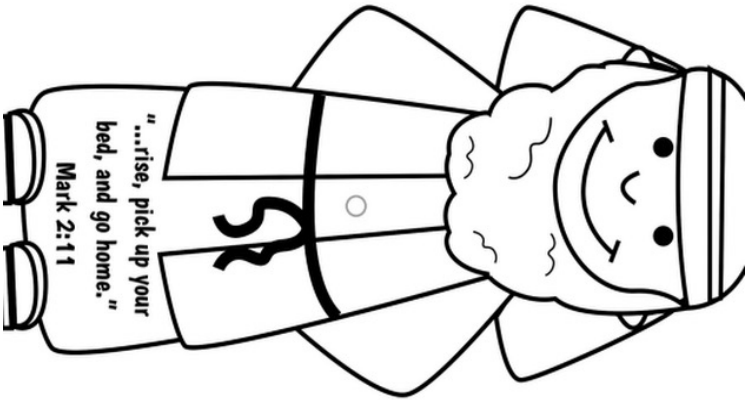
Directions:

- Colour and cut out the Paralyzed Man
- Cut a rectangle of felt or card to fit between two large craft sticks
- Glue felt to craft sticks
- ADULTS, PLEASE HELP!... Push needle through middle of man and mat
- Help child push brass brad through hole in man and mat
- Fold out tabs of the brad on the back of the mat to keep man on his mat
- Cut 4 lengths of string, all the same size 30cm, and tie around each corner of sticks so the Paralyzed Man can be lowered up and down on the mat. When he reaches the ground, turn him so that he can leave the mat healed!

Yippee.....
Jesus heals
The Paralyzed
Man

The Paralyzed Man And His Mat - Craft

Print and cut this man out, make a small hole in his middle to place a brad,
DO NOT MAKE A HOLE IF YOU DO NOT HAVE A BRAD!



THIS IS A
BRAD!!



